

WASTE TRANSFERS USER'S GUIDE

User's Guides to search public information on PRTR-
Spain



What information can you consult here?

In this section you can analyze the quantities of waste transferred by industrial installations according to the following parameters.

SEARCH Help ?

(1)

(2) Type waste added Type of waste LER

(3) Waste treatment operation

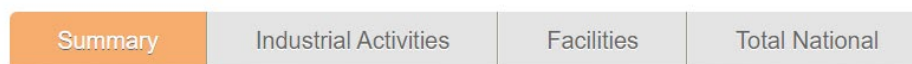
(4)

(1) Reference year. Allows the user to filter by facilities that have public data for that year. If you want to search installations by geographical region, the search engine provides fields to filter facilities by **Autonomous Regions** and by **River Basin Districts** (it allows multi-selection).

(2) Type of waste. Allows filtering according to the type of waste added: non-hazardous or hazardous waste, where in the latter case it will give us the option of filtering according to the destination of the hazardous waste transfer. It also allows filtering according to the LER code. These categories are exclusive, or the user filters according to type of waste or according to LER code.

(3) Treatment operations. It allows filtering by the different waste treatment operations: Recovery and Disposal.




The **result** obtained is displayed in 4 different ways:



- **Summary.** The first tab displays the following information per query:
 - The number of PRTR activities with public information.
 - The total number of facilities with validated data.
 - The total number of facilities with public information.
 - The total number of facilities in the Register.
- **Activities.** This tab displays the amount of waste transferred by PRTR activity. It also shows the number of activities that generate this waste from Autonomous Community.
- **Complexes.** This tab displays a table showing the amount of transferred waste subject to recovery or disposal operations from facilities.
- **National total.** The last tab shows the amount of transferred waste subjected to recovery or disposal operations from Autonomous Community.

Please note that the quantities of waste transferred are given in tonnes/year (t/y).

(5) Useful information:

	<p>Don't forget to press the search button when you have finished your selection.</p>
	<p>This button deletes the previous selection and allows you to make a new one.</p>
	<p>The information requested can be downloaded in the following formats:</p> <ul style="list-style-type: none"> • PDF • Word • Excel • XML
<p>Sort table</p>	<p>To sort the tables in alphabetical order or from highest to lowest in the case of figures, click on the column headings.</p>